



Ages:

18+

Cont. UNLIMITED pcs

Architectural use:  
"Whatever you want to build"

'LE 600' is the name of this practical kit of pieces of concrete.

This **ELEGANT BLOCK** is the main piece in the kit. It can easily be moved by one person because of light weight\* of its components. By combining you can create the type of building you wish.

Thanks to the projectionand matching cavities of this easy-to-handle block, you won't need to use mortar in between... YOU can **assemble and disassemble** your building wherever and whenever you want!!

So... tell us how many pieces you will need and **START BUILDING!!!**

\*the tested weight of the block is 4.720,5 gr

# Whatever you want to build

"Tower Edition"

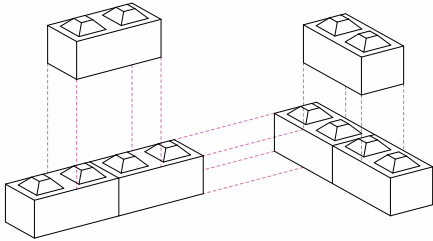
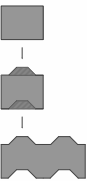


## BLOCK DIMENSIONS AND CONSTRUCTION

The intention of the project is to create a **prefabricated** block and various kinds of **different pieces** that could be assembled and disassembled and that permits to build different constructions as you prefer.

The dimensions and the form of the main block are designed to optimize the union between the pieces.

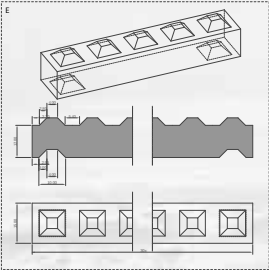
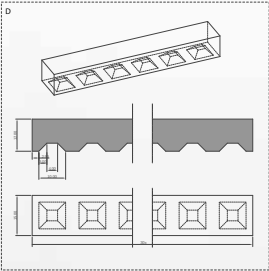
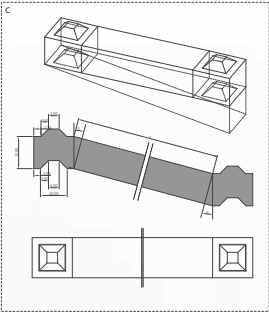
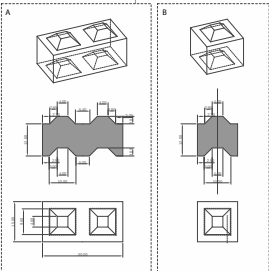
The size (300 x 150 x 120 mm) makes it easy to carry the pieces as well as the slope of the projection allow for an easy disassembly.



For "Tower Edition", we will order...

2246\* pcs x A  
283\* pcs x B  
96\* pcs x C  
146\* pcs x D  
18\* pcs x E

\*quantities coul be altered depending on the height that you want!!



02/05/2014

UNLIMITED pcs

Concrete design competition  
ELEGANCE



As we see the wall is assembled by three different layers of blocks (the wall width is 0,45m) with two different kinds of concrete mixes. The outside block will be focused on impermeability and the two inside blocks on isolation and thermal insulation.

The different concrete mixes are:  
OUTSIDE\_Dense Concrete\*

Cement  
Water  
Sand  
Aggregate

MIDDLE\_Exp. Glass + Exp. Clay\*

Cement  
Water  
Fine aggregate: Expanded Glass  
Coarse Aggregate: Expanded Clay

INSIDE\_Exp. Glass + Exp. Clay\*

Cement  
Water  
Fine aggregate: Expanded Glass  
Coarse Aggregate: Expanded Clay

\*the tested block weight is 9.108 gr

\*the tested block weight is 4.720 gr

